

PUMP STATION LIQUID LEVEL CONTROL



27781-049 INTEGRINEX BASIC

Electronic Pressure Switch

INTEGRINEX BASIC SPECIFICATIONS

OVERVIEW

Measures, controls and displays liquid level in a sewage wet well application. Accepts a variety of level measurement inputs including air bubbler, submerged transducer, ultrasonic or any standard instrumentation electrical signal. Switches up to 2 pumps and/or multiple alarms. Outputs configurable as start/stop or alarm. Selectable automatic alternation. LCD display and keypad for setup and operation. Super-bright status LEDs.

HARDWARE SPECIFICATIONS

Power Supply:

12 Vdc @ 400 mA., 24 Vdc @ 250 mA.

Inputs:

Analog Input: 1 scalable and selectable 0–5 Vdc, 4–20 mA external input or integral air bubbler transducer.

Integral Transducer: 0–14.5 psi (0–33.3 ft. w.c.), 50 psi overpressure, +/-2.5% repeatability.

Outputs:

Digital Outputs: 4 Mechanical Relays, 2 relays 12 Amp @28Vdc and 12 Amp @120Vac; 2 Relays 3 Amp @30Vdc and 3 Amp @120Vac.

Status LEDs for output indication.

Non-replaceable relays wired to reusable terminal blocks.

Display:

128 x 64 resolution LCD with white LED backlight.
4 sunlight-viewable status LEDs.

Memory:

Non-volatile. (battery not required).

Accuracy:

Output switching repeatable within one digit of displayed value (one tenth foot).

Ambient Conditions:

Operating 14 °F to 131 °F (–10 °C to +55 °C), Storage –4 F to +158 °F (–20 °C to +70 °C).

Housing:

Panel mount, IP54 and IP56 rated.
Closed cell Neoprene blend gasket material.
Black FR Polycarbonate case material.

Certification:

Evaluated by Underwriters Laboratories for Pollution Degree 2 Device; UL, cUL.



FUNCTIONAL SPECIFICATIONS

Pump Control:

Outputs will control start and stop levels of up to 2 pumps and/or multiple alarms. Outputs permit control of engine driven pumps. Automatic alternation selectable for two pumps. Manual override of pump alternation. Control includes adjustable pump start delay.

Alarms:

Built-in low water and high water alarms.

Units of Measure:

Displays level values in feet or meters.

Security:

Set-up is protected by adjustable supervisor password.



GORMAN-RUPP PUMPS

www.grpumps.com

Specifications Subject to Change Without Notice

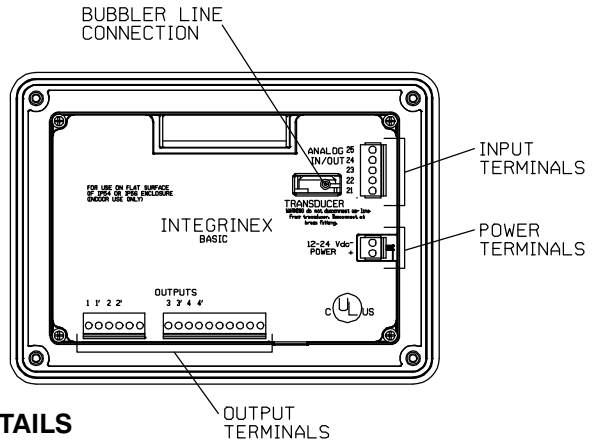

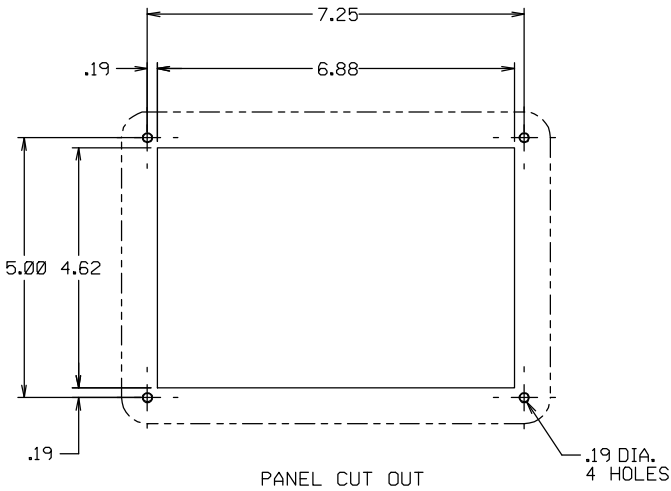
Printed in U.S.A.

Specification Data

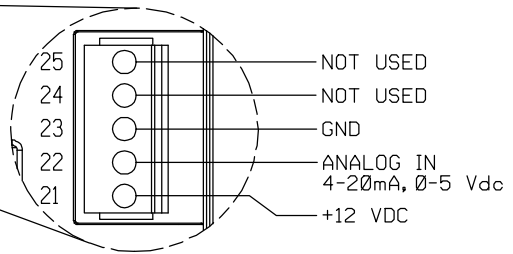
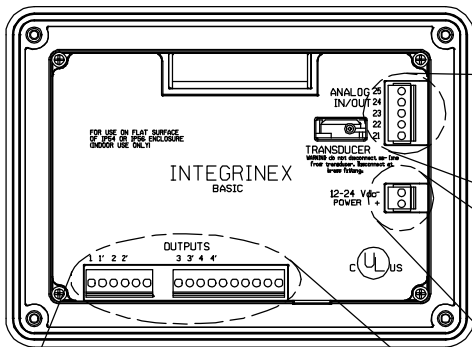
SECTION E/F, PAGE 107

APPROXIMATE DIMENSIONS and WEIGHTS

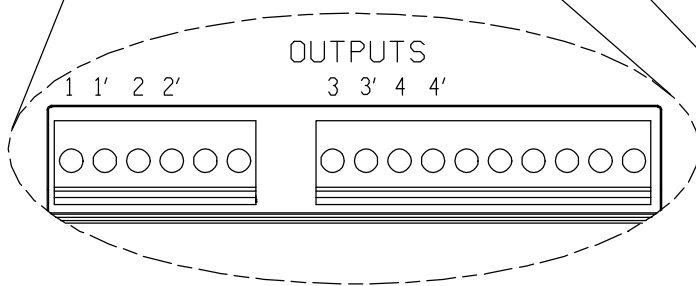
NET WEIGHT: 3.6 LBS. (1,6 KGS)
SHIPPING WEIGHT 8.0 LBS. (4,1 KGS)



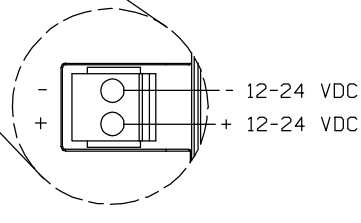
MOUNTING DETAILS



INPUTS



OUTPUTS



POWER

WIRING CONNECTIONS



GORMAN-RUPP PUMPS

www.grpumps.com

Specifications Subject to Change Without Notice

Printed in U.S.A.